

# Welcome to English Class!

WRITING CLASS, WEEK 2



# Today we will...

---

1. Quote of the day
2. Write for ten minutes
3. Practice writing complex sentences
4. Learn about letter writing
5. Check-in with your person

# Quote of the Day...

---

“When I look back on all these worries, I remember the story of the old man who said on his deathbed that he had a lot of trouble in his life, most of which had never happened.”

– Winston Churchill

(British politician who led the UK during WWII)



# Write for ten minutes...

---

What are you most afraid of?

OR

Write a diary entry.

# Simple vs. Complex Sentences

---

- Simple sentence: one clause – a **subject** and a **verb**.
  - **Max ran**.
- To make it more complex – add a **prepositional clause** to explain where the action is happening.
  - **Max ran upstairs** to his bedroom
- Complex sentence: Join two or more clauses using a *conjunction*.
  - **Max ran upstairs** to his bedroom *because* **Mom yelled** at him.

# Simple vs. Complex Sentence

---

- Basic conjunctions: and, but, yet, or, because nor, so, for
- Practice: Join these sentences using a conjunction
  - The car needed more gas. I filled the tank.
  - Everybody went home early. It had begun to rain.
  - Marie wanted to go on vacation. She didn't have enough money
  - My boss said that I was a good employee. He was happy that he hired me.
  - The children can ride the bus to school. The children can also walk to school.
  - It was only 7 PM. I was already tired.

# More Complex Conjunctions

---

Subordinate Conjunctions		
after	once	until
although	provided that	when
as	rather than	whenever
because	since	where
before	so that	whereas
even if	than	wherever
even though	that	whether
if	though	while
in order that	unless	why

# Conjunctions can be at the beginning OR in the middle of a sentence...

---

1. *As Sam blew out the birthday candles on the cake, he burned the tip of his nose on a stubborn flame.*
2. *Ronnie begins to sneeze violently **whenever** he opens the door to greet a fresh spring day.*
3. ***Although** it's still cold outside, the flowers blooming on trees reminds me that spring is coming.*
4. *You can go to your friends house **once** you finish your homework.*

\*Which clause is more important?



# Writing Complex Sentences – Using 2 or More Conjunctions

---

**Although** she was holding on tightly, Sadie's body flew up in the air **because** she wasn't very strong.

**Which is the independent clause?**

**If** Sadie were stronger, she could have held on **as** the tube flew through the air **after** hitting a wave.



if	although	while
because	as	before
since	when	after

# Your Turn!

Use 2 or 3 conjunctions to write sentences about the picture.

if	although	while
because	as	before
since	when	after



# 2 types of letters:

---

Personal

Business

# Addressing a Personal Letter

---

## English:

Jeremy Rhodes  
212 Silverback Drive  
California Springs CA 92926

*American address format:*

*Name of recipient*

*Street number + street name*

*Name of town + state abbreviation + zip code*

## Chinese:

Jeremy Rhodes  
Silverback街道212号  
棕榈泉，加利福尼亚，92926

# Letter Writing

---

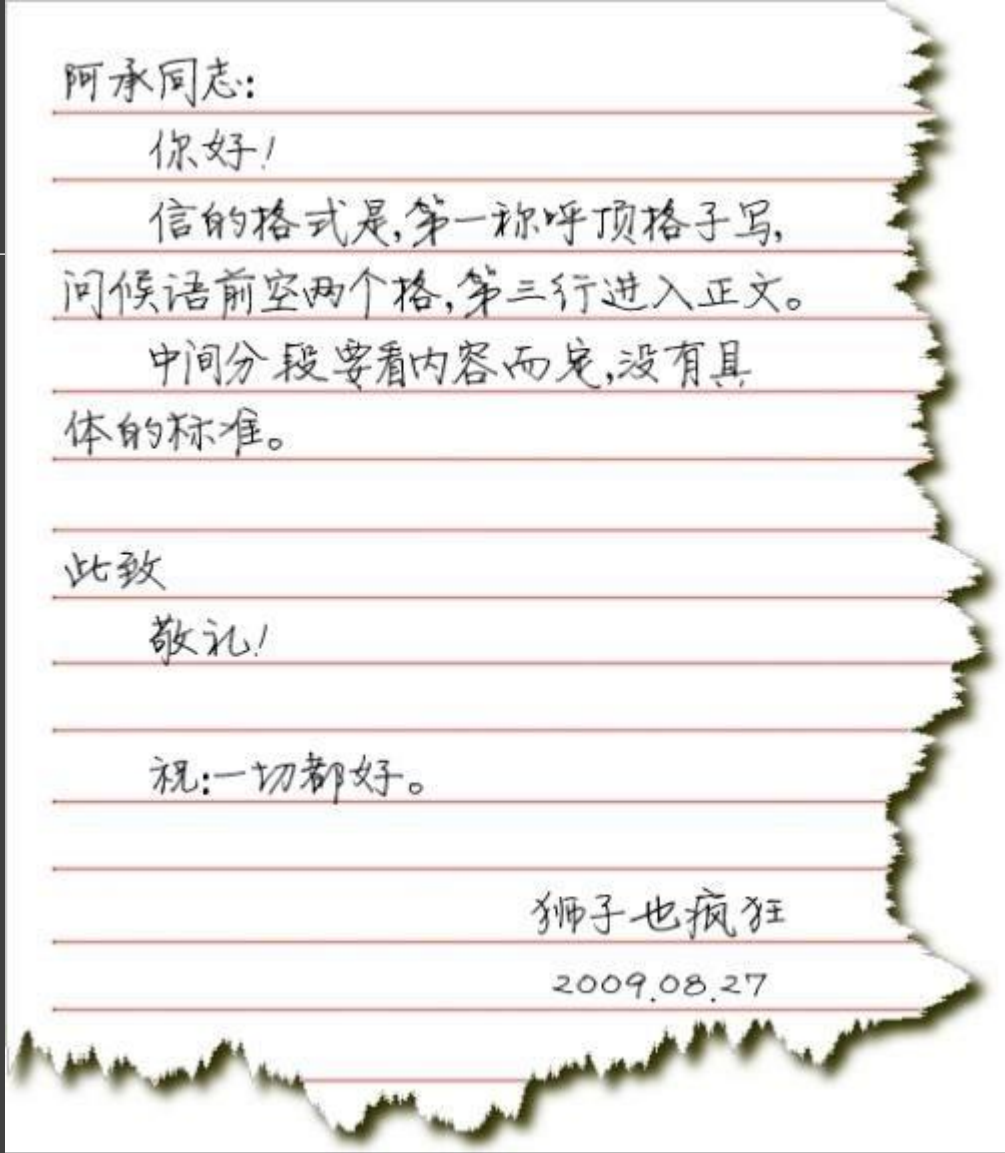
# Chinese-Style Letter

亲爱的 . . .  
你好

XXXXXXXXXXXXXXXXXXXXXXXXXXXXXXXXXXXX  
XXXXXXXXXXXXXXXXXXXXXXXXXXXXXXXXXXXX  
XXXXXXXXXXXXXXXXXXXXXXXXXXXXXXXXXXXX  
XXXXXXXXXXXXXXXXXXXXXXXXXXXXXXXXXXXX  
XXXXXXXXXXXXXXXXXXXXXXXXXXXXXXXXXXXX

祝  
身体健康万事如意！

姓名  
日期



---

Your address \_\_\_\_\_  
\_\_\_\_\_  
\_\_\_\_\_

Date \_\_\_\_\_

Greeting \_\_\_\_\_

Opening \_\_\_\_\_  
\_\_\_\_\_

Contents \_\_\_\_\_  
\_\_\_\_\_

Closing \_\_\_\_\_  
\_\_\_\_\_

Signing off \_\_\_\_\_  
Signature \_\_\_\_\_

# Personal Letters

---

The sender's address should appear on the top right hand corner of the page.

Greeting —*Dear Mary, Hi Mary,*

Content – Separate into paragraphs based on topics

Close— short comment: *Love, Lots of love, Peace and Love, Take care, Thinking of you, Yours truly, With thanks, See you soon*

Jenny Gamble  
15 Hall Road,  
Anytown  
CO2 6SY  
23rd October, 2007

Dear Mary,

How are you? I'm very well. I didn't write earlier because I was very busy.

I like my new home. It is a lovely house. I have a big bedroom looking over the garden. I helped Mummy paint the bedroom walls yesterday. We chose a pretty yellow colour.

A boy called Mark lives next door. He is the same class as me at school. Mark is very good at sports and English. He likes animals just like we do, but even more. He says he is going to be a vet when he grows up.

I am still thinking about being a writer. Do you want me to send you the story I am writing when it is finished? It is all about animals having adventures.

Write back soon. I am really looking forward to hearing all your news.

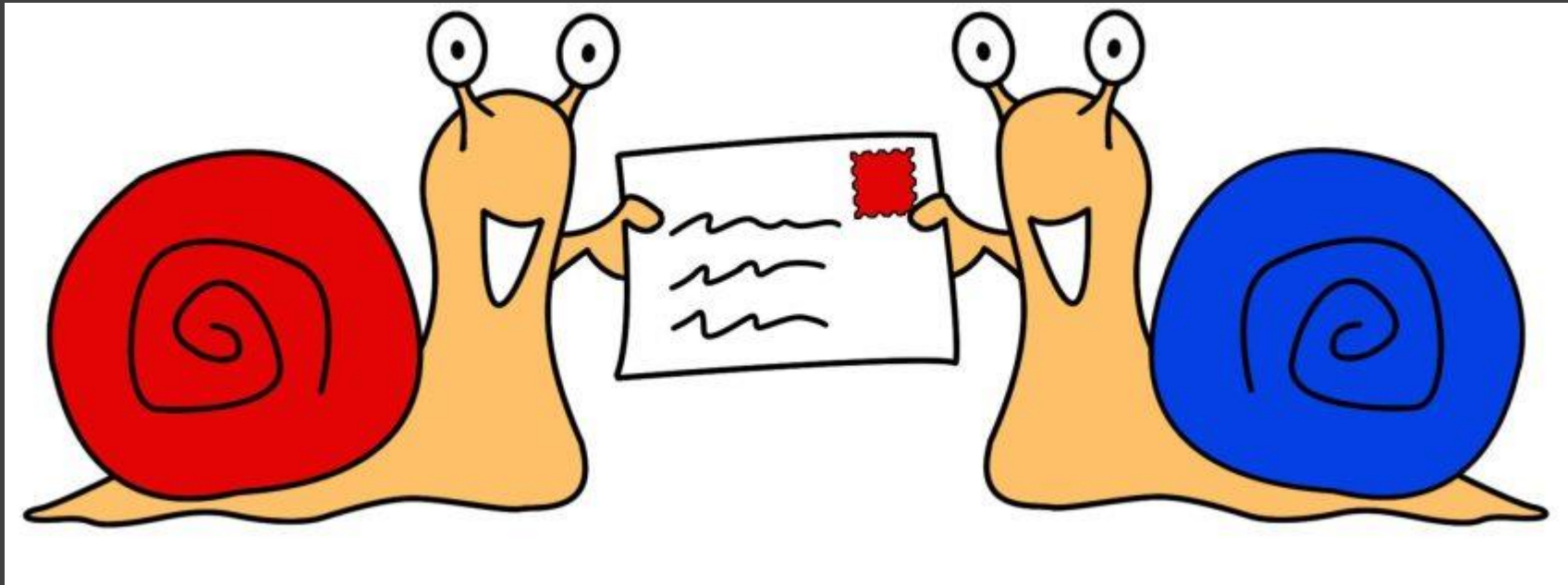
Love,  
Jenny.



# PenPals

---

a person with whom one exchanges letters, usually someone so far away that a personal meeting is unlikely.



# You have Penpals in America!!

---

This is my friend, Tiff.

She teaches middle school students in my hometown in America.

You will each write to one of her students!

Her students call her Miss Lewis. **YOU MUST CALL HER THAT** if you mention her in your letter.



# 1. Greet them by name

---

Dear \_\_\_\_\_,

Hi \_\_\_\_\_,

## 2. Write a simple greeting –

---

How are you doing today?

I hope this letter finds you well.

It's nice to meet you through letters!

I am excited to be writing to you!

# 3. Tell purpose for writing –

---

I'm writing because...

- I hope to learn more about America
- I hope to practice using English
- I hope to make friends across the world

# 4. Talk about yourself –

---

Age

Gender

Location

Grade

Job

Family

Words that describe you

Likes/dislikes

What's important to you?

Books you're currently reading

What is a typical day like for you?

Music that you listen to

English movies you love

Who are your best friends?

Do you have/want any pets?

Where would you like to visit?

What's your favorite food?

What are your dreams/goals?

# 5. Ask questions –

---

Age

Gender

Location

Grade

Job

Family

Words that describe you

Likes/dislikes

What's important to you?

Books you're currently reading

What is a typical day like for you?

Music that you listen to

English movies you love

Who are your best friends?

Do you have/want any pets?

Where would you like to visit?

What's your favorite food?

What are your dreams/goals?

## 6. Write a closing –

---

Thank you for reading my letter!

I hope to hear back from you soon.


Have a nice day.



# Brainstorm

---

- Think of ideas:
- These ideas can be organized or not organized – it's up to you!
  - Thinking
  - Listing
  - Mapping
  - Outlining



# Free Write

---

Use your brainstorm ideas to begin writing

Don't worry as much about spelling and grammar – you can make it perfect later!

# Look at Sample Letters:

---

Was it interesting, thoughtful, and coherent?

What is good about each letter?

What ideas can you take to use in your own letter?

How could each letter be improved?

# Write a letter to your pen pal!

---

Your letter must...

...be 200-300 words

...tell five things about yourself – the more detail, the better

...ask five things about your penpal

# Homework

---

Type a letter and bring it to class next week!

# Check-In with Your Person

---

How are you?

Did you have any confusion when learning about complex sentences and conjunctions?

Do you have any questions or concerns about letter writing?

# Exit Ticket

---

Write me a very short letter (can be 1-2 sentences)

Use the letter writing format you learned today in class, and 1 COMPLEX sentence!